

Teacher/Team:

If there are any questions, please
feel free to email me at:





edwardsstartm@lpisd.org

Link to [TEAMS Folder](#)

ART I
DRAWING II
[Period 1](#)
[Period 2](#)
[Period 3](#)
[Period 5](#)
[Period 7](#)
[Period 8](#)

Artist we will go through all these new changes together We will be safe, and I know you will continue to be my creative, gifted students you have always been!

Main things to know:

-  **I will always be here for you!**, but our Formal class hours are from 8:00-12:00 PM. My office hours are from 1-4 (I am getting a lot of questions after 3:00. Remember Class hours are from 8-12 and I check email 1-4 but I might not get to you if you are not starting your work till late. I have meetings and District work after 1:00. Your question might have to wait till the following morning, that said I will always try to accommodate you if you are in need whenever possible.)
-  Our main communication will be through email edwardsstartm@lpisd.org
-  There will be 2 grades per week- Upload to TEAMS
-  All Assignments are due by 8:00AM Monday the following week.

KEEP UP THE GREAT WORK! You are ALL doing Awesome!

I AM SO PROUD!

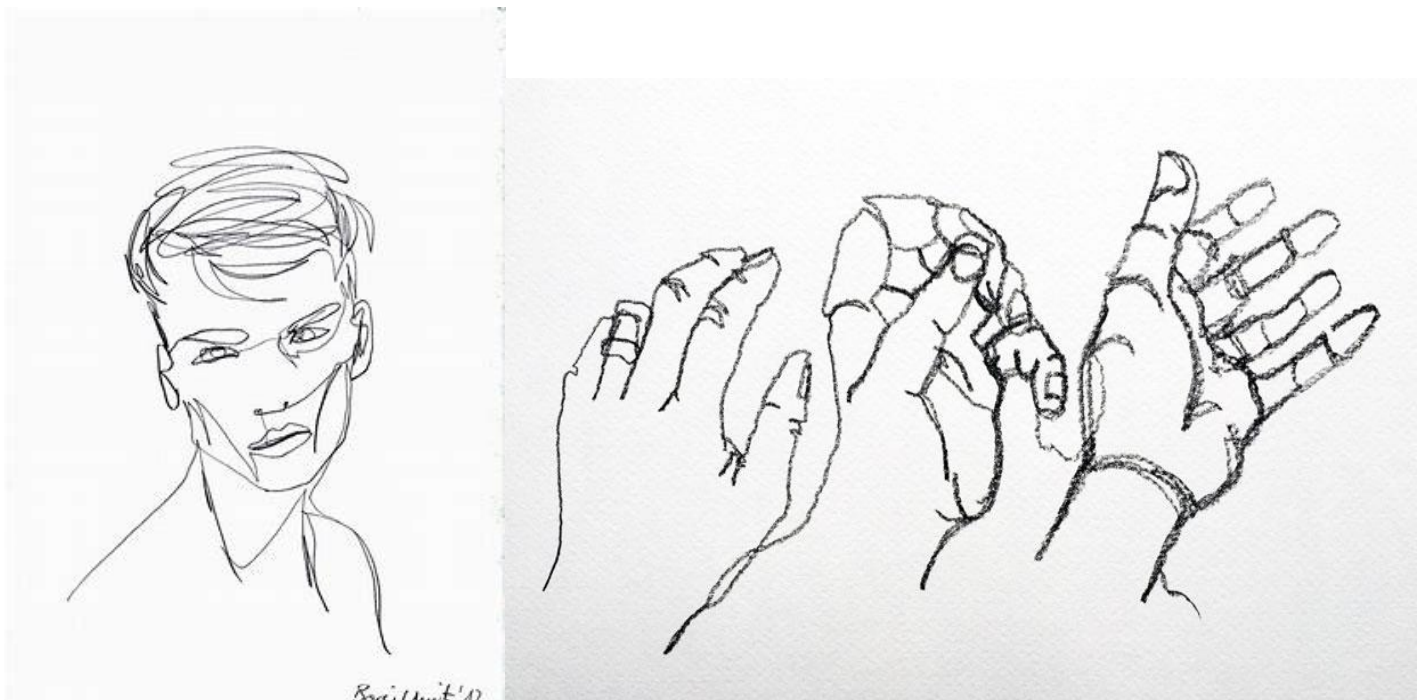
Objectives

(LPHS) (ART) Outreach Learning

April 20-24,2020

Continuous Line Drawing -continuous line drawing is one in which a single, unbroken line is used to develop the image. Although mostly created as an exercise, many continuous line drawings can stand on their own as finished works of art.

As an exercise, continuous line drawing forces the **artist to closely observe the perceived lines of the subject. While focused mostly on describing the contours, shadows and form** can also be communicated depending on the approach taken.



(LPHS) (ART) Outreach Learning
April 20-24,2020

Activities

Go to [Teams Folder](#). Look for the assignments or click the link below:

**Plases watch Professional Artist Niels Kiene Salventius YouTube videos
on Continuous Line Drawings**

- 1.) (3) Practice Continuous Line Drawings**
- 2.) 1 Final Continuous Line Drawing**

YouTube References you might also enjoy- <https://youtu.be/EXkfkPPpuY> - (the hand example)

Beginner glue bottle with great detail https://youtu.be/COTs2FB_SWo

, Academic/Instructional Support

Schedule:

Teacher Support - TEAMS

8:00 AM-12:00PM Instruction/Class Time

Office Hours

1-4 EMAIL

- General **Tech Help** Line: 281-604-7070
- Parents who have already taken the tech survey: 281-604-7906

When is it **due**? **Date 4/27/20 8:00 AM**

What assignments will the student submit?

- 1.) (3) Practice Continuous Line Drawings**
- 2.) 1 Final Continuous Line Drawing**

(LPHS) (ART) Outreach Learning
April 20-24,2020

How will it be submitted?

Submit through **TEAMS Assignments**

